



CITY OF
EL SEGUNDO

Urho Saari Swim Stadium

Project Update





Pool Tablet Chlorine Pulsar vs PPG

- Both NSF (National Sanitation Foundation) Listed Calcium Hypochlorite Solid Tablet Feeders
- Pulsar Briquette tablets are Low water flow and have high chlorine concentration
- PPG 3-inch tablets are High water flow and have low chlorine concentration
- Both use booster pumps and solenoid valves
- Distribution channel for product and service
- Salt water versus chlorine



Pool Heater Options

- Assume 20° delta “T”.
- Swimming Pool 850,000 BTU
- Teaching Pool 400,000 BTU
- Lochinvar Condensing Boiler 97% Thermal Efficiency 2.4’ x 5’
- Raypak Condensing Boiler 97% Thermal Efficiency 3’ x 6.7’
- Hydronic Building Heating System



Pool Leak

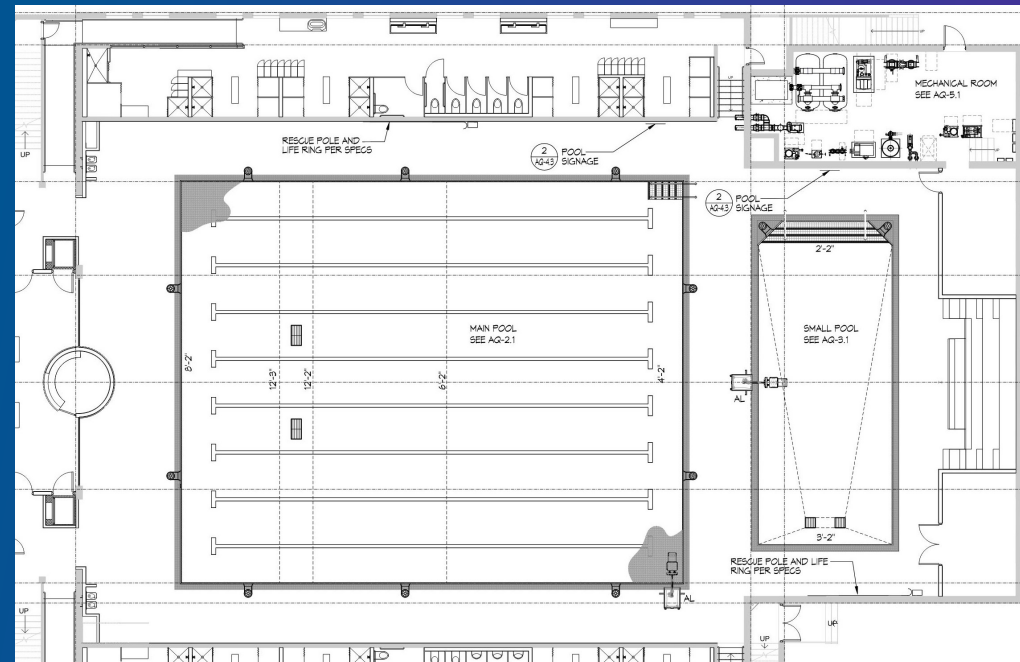
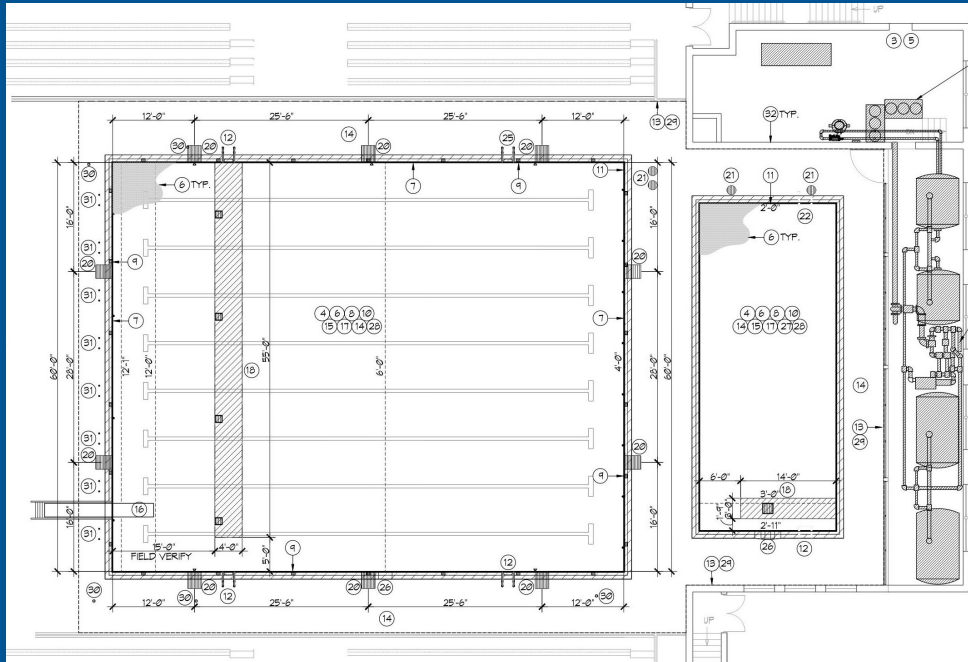


2023-06-20

City of El Segundo | 350 Main St. El Segundo, CA 90245

Pool Leak

- Pool leak testing
- Pool floor tile and VGB/AB102 Complaint Drains



Pool Tile Replacement




2023-06-20

City of El Segundo | 350 Main St. El Segundo, CA 90245

7

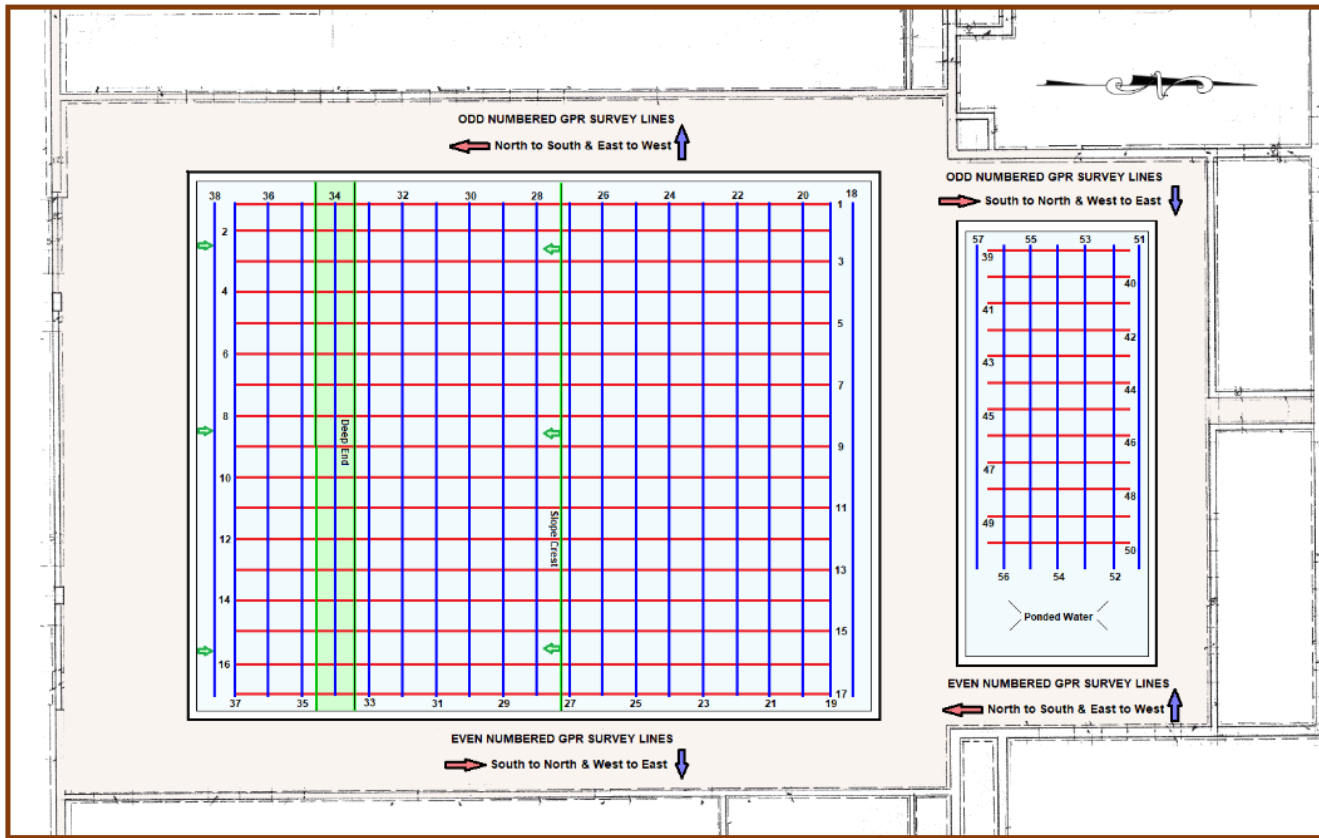


Pool Tile Replacement

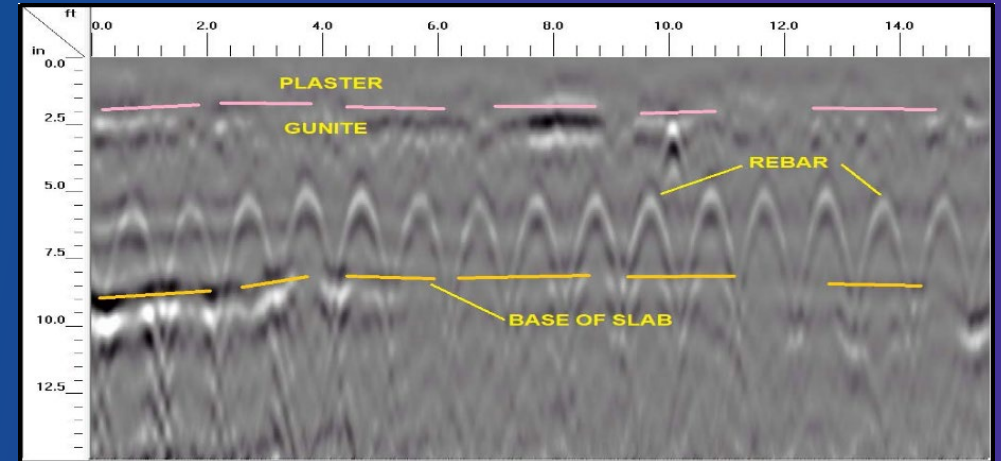


Geotech Ultrasound Investigation May 23

GPR SURVEY MAP



Base Map: Partial modified copy of the provided Foundation Plan (Sheet S-1), prepared by John C. Austin F.A.I.A. Architect (November 1938).



Roof Replacement



2023-06-20

City of El Segundo | 350 Main St. El Segundo, CA 90245

10



Drainage & Waterproofing of the Building



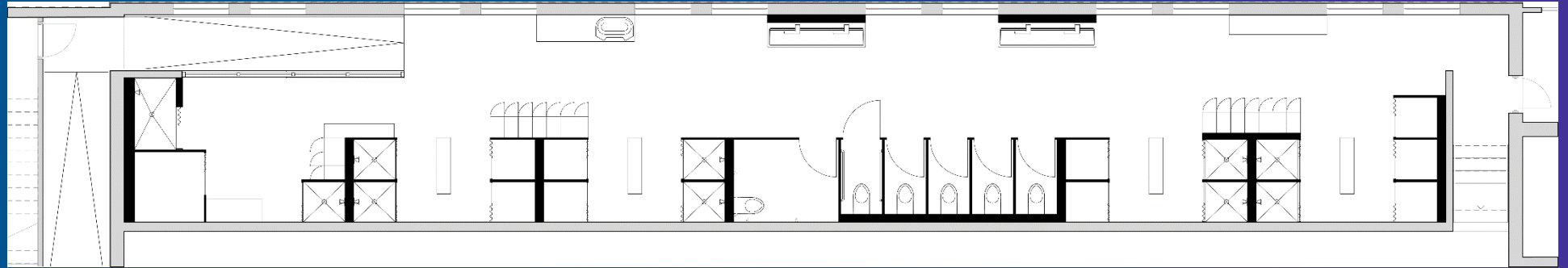
Fire Suppression System



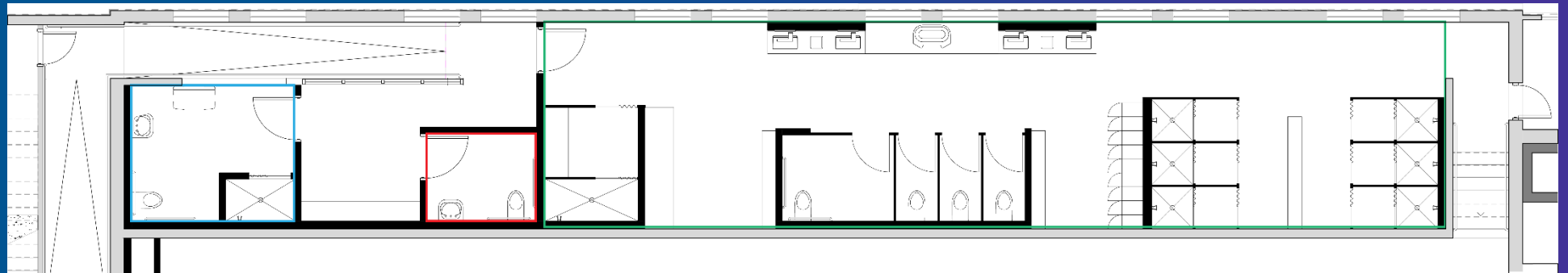
Women's Locker Room

	Concept	Current
Toilets	6	6
Showers	10	8
Changing	10	8

Previous Conceptual



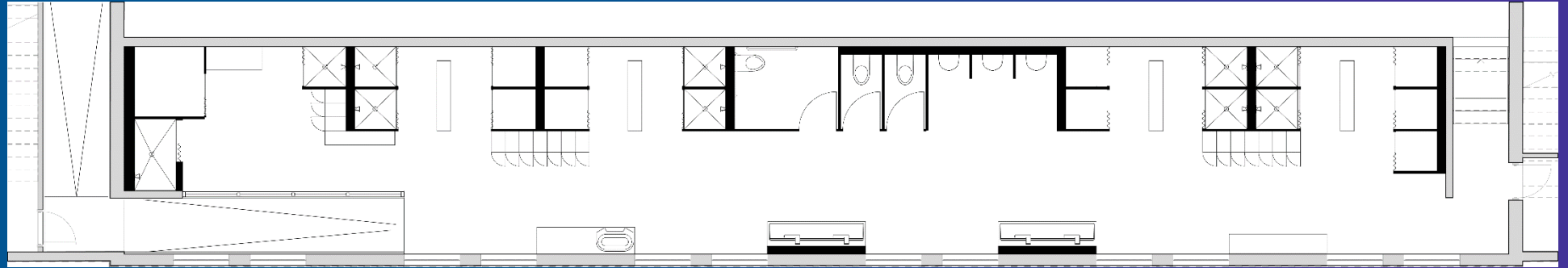
Current Design



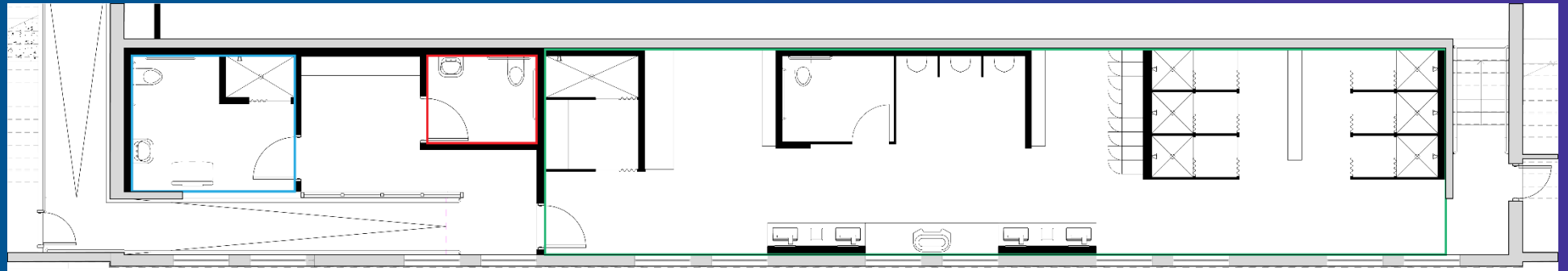
Men's Locker Room

	Concept	Current
Toilets	3	3
Urinals	3	3
Showers	10	8
Changing	10	8

Previous Conceptual



Current Design



Cost Estimate Update

Conceptual Cost - Oct 18, 2022			Current Cost		
Total Building Cost		\$7,397,745	Total Building Cost		\$8,215,812
Design Contingency	15%	\$1,109,662	Design Contingency	2.50%	\$205,395
Escalation to Midpoint	7.50%	\$638,056	Escalation to Midpoint	4.88%	\$410,955
Contractor Contingency	3%	\$274,364	Contractor Contingency	3%	\$264,965
General Conditions / Requirements	8%	\$753,586	General Conditions / Requirements	11%	\$1,000,684
Contractor Overhead and Profit	9%	\$915,607	Contractor Overhead and Profit	7%	\$706,847
Insurance	2.50%	\$277,225	Insurance	2.50%	\$270,116
Construction Management		\$300,000	Construction Management		TBD
Total Project Cost		\$11,666,245	Total Project Cost		\$11,074,774

Thank You

